

AOFILL.ABR



APPLICATION

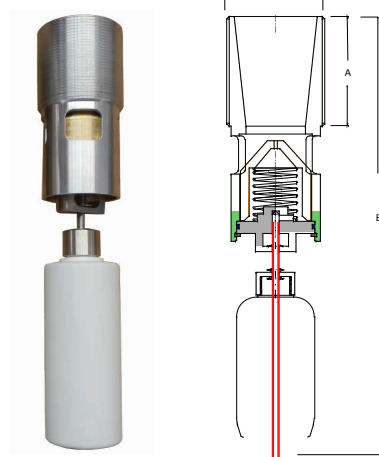
Overfill prevention valves are designed to avoid overflow of liquid during filling operations of underground (UST) and aboveground (AST) storage fuel tank to prevent environmental hazards.

CHARACTERISTICS

Housing	Stainless steel AISI 316L
Thread	BSP ISO 228-1
Type of filling	Gravity or pumped
Float	High density polyethylene
Max.static pressure	4 bar
Seal	Viton
Filling capacity	60 l/min-850 l/min
Product	All hydrocarbons, chemicals, AD BLUE

DIMENSIONS

Article No.	DN 1	A	B
AOFILL.AB	2" BSP Male	68 mm	335 mm



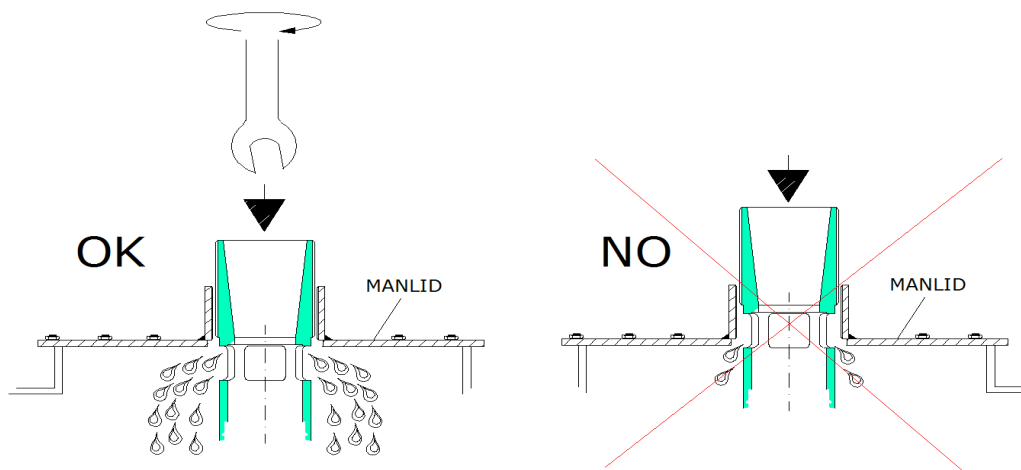
INSTALLATION

The valve can be installed under the manhole lid of the tank through BSP threaded flange or sleeve, there is no need to remove the manlid.

The valve has to be screwed up with a wrench 22 mm and blocked with the teflon sealing, pastes or retaining compounds normally used for this purposes.

It is necessary to pay attention that the openings of the valve are not obstructed.

CE
EN 13616:2004



USER INSTRUCTIONS

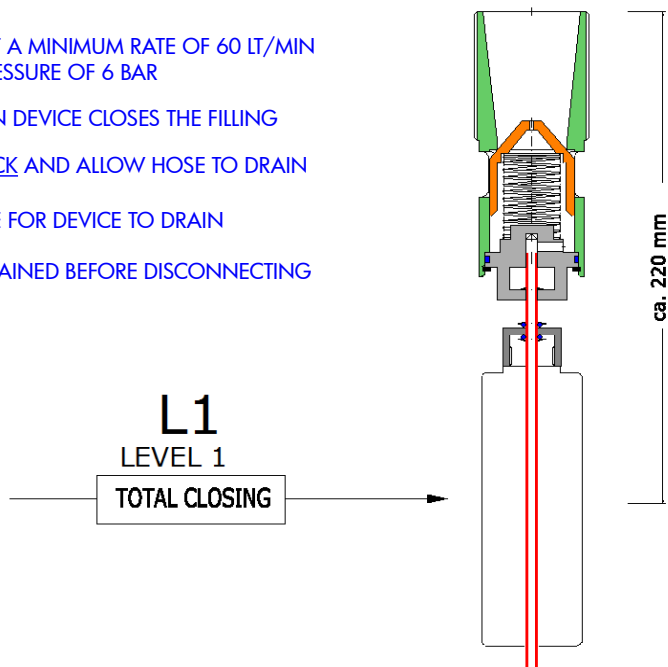
FILLING OPERATION AT A MINIMUM RATE OF 60 LT/MIN
AND AT MAXIMUM PRESSURE OF 6 BAR

HOSE WILL KICK WHEN DEVICE CLOSSES THE FILLING

CLOSE VALVE ON TRUCK AND ALLOW HOSE TO DRAIN

WAIT FURTHER MINUTE FOR DEVICE TO DRAIN

ENSURE HOSE HAS DRAINED BEFORE DISCONNECTING



MAINTENANCE

The overfill prevention valve must be properly stored, handled and kept in good condition to prevent the entry of particles or the deposit of dust in the moving parts.

Any maintenance activities must be carried out solely by specialized staff and according to the procedures defined by the general instruction manual and only with tools in conformity with the provisions of Appendix A of the EN 1127-1 or by ensuring the absence of an explosive atmosphere.